

SUBWOOFER

Installation Series

IS1215(W), IS1118(W), IS1218(W)

OWNER'S MANUAL

Thank you for choosing this Yamaha speaker system. In order to take maximum advantage of the speaker's features and ensure optimum performance and longevity, please read this manual carefully before using the speaker system. Keep the manual in safe place for future reference.

BEDIENUNGSANLEITUNG

Vielen Dank für die Auswahl dieses Lautsprechersystems von Yamaha. Damit Sie die Eigenschaften dieses Lautsprechers optimal nutzen können, und um maximale Leistung und Lebensdauer sicherzustellen, lesen Sie bitte vor der Inbetriebnahme diese Anleitung sorgfältig durch. Bitte bewahren Sie diese Anleitung zum späteren Nachschlagen an einem sicheren Ort auf.

MODE D'EMPLOI

Nous vous remercions d'avoir acheté ces enceintes Yamaha. Pour obtenir les performances optimales de vos enceintes et garantir une longévité maximale, lisez attentivement ce mode d'emploi avant d'utiliser les enceintes. Conservez-le en lieu sûr pour pouvoir vous y référer ultérieurement.

MANUAL DE INSTRUCCIONES

Gracias por escoger este sistema de altavoces Yamaha. A fin de aprovechar al máximo las características de los altavoces y obtener un rendimiento y durabilidad óptimos, lea atentamente este manual antes de utilizar el sistema. Guarde este manual en un lugar seguro para futuras consultas.

取扱説明書

このたびは、ヤマハ製品をお買い求めいただきまして、まことにありがとうございます。
スピーカーの優れた性能を十分に生かして、末永くご愛用いただくために、この取扱説明書をご使用の前に必ずお読みください。

PRECAUTIONS

PLEASE READ CAREFULLY BEFORE PROCEEDING

* Please keep this manual in a safe place for future reference.

CAUTION

Always follow the basic precautions listed below to avoid the possibility of physical injury to you or others, or damage to the device or other property. These precautions include, but are not limited to, the following:

Location

- Always consult qualified Yamaha service personnel if the device installation requires construction work, and make sure to observe the following precautions.
 - Choose mounting hardware and an installation location that can support the weight of the device.
 - Avoid locations that are exposed to constant vibration.
 - Make sure to use the specified hardware.
 - Inspect the device periodically.
- When transporting or moving the device, always use two or more people. Attempting to lift the device by yourself may damage your back, result in other injury, or cause damage to the device itself.
- Before moving the device, remove all connected cables.
- Do not expose the device to excessive dust or vibrations, or extreme cold or heat (such as in direct sunlight, near a heater, or in a car during the day) to prevent the possibility of panel disfiguration or damage to the internal components.
- Do not place the device in an unstable position where it might accidentally fall over.

Connections

- Before connecting the device to other devices, turn off the power for all devices. Before turning the power on or off for all devices, set all volume levels to minimum.
- Use only speaker cables for connecting speakers to the speaker jacks. Use of other types of cables may result in fire.

Handling caution

- When choosing a power amplifier to use with your speakers, make sure that its power output matches the speakers' power capacity (refer to the Specifications on page 14). Even if the amplifier's power output is lower than the speakers' power capacity, the speakers may be damaged when clipping of a high input signal occurs. The following may cause damage to speakers:
 - Feedback caused when using a microphone.
 - Continuous high sound pressure level produced by electronic instruments.
 - Continuous high-power output of distorted signals.
 - Popping noises caused by turning on equipment, or by connecting or disconnecting system components while the amplifier is turned on.
- When turning on the AC power in your audio system, always turn on the power amplifier LAST, to avoid speaker damage. When turning the power off, the power amplifier should be turned off FIRST for the same reason.
- Do not operate this device at high volume levels or at a level that is uncomfortable, since it is capable of producing sound levels that could cause permanent hearing loss. If you experience any discomfort or ringing in the ears, or suspect an hearing loss, you should consult an audiologist.

Yamaha cannot be held responsible for damage caused by improper use or modifications to the device.

* Illustrations herein are for explanatory purposes only, and may not match actual appearance during operation.

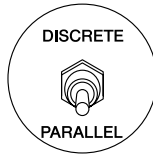
* Company names and product names herein are trademarks or registered trademarks of their respective companies.

For details on signal processor settings when driving speakers with the use of multiple power amplifiers, please refer to the web site below.

Yamaha Pro Audio global web site
<http://www.yamahaproaudio.com/>

DISCRETE /PARALLEL switch [Not applicable to the IS1118(W)]

Select the DISCRETE mode or the PARALLEL mode.



⚠ CAUTION

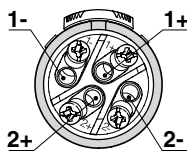
Do not change the DISCRETE / PARALLEL setting while the speaker is in use.

Neutrik Speakon NL4 plug wiring

Connect the plugs as shown below.

⚠ CAUTION

Be sure to use proper speaker cable – not shielded instrument or line cable – for all speaker connections.



NEUTRIK plug	Discrete	Parallel
1+	LF1+	+
1-	LF1-	-
2+	LF2+	
2-	LF2-	

NOTE The Speakon jack and barrier strip terminals are connected in parallel.

Suspended Installation

⚠ CAUTION

- The strength of the suspension points on the speaker is **60 kg** per point (maximum).
- Before doing any installation or construction work, consult with an installation expert.
- When choosing the installation location, suspension wire and mounting hardware, make sure all are strong enough to support the weight of the speaker.
- Some fittings may deteriorate over extended periods of time due to wear and or corrosion. For optimum safety, the installation should be checked thoroughly at regular intervals.

Yamaha cannot be held responsible for damage or injury caused by insufficient strength of the support structure or improper installation.

■ Using eye bolts for suspension

For optimum safety, make sure to carefully follow the precautions below.

⚠ CAUTION

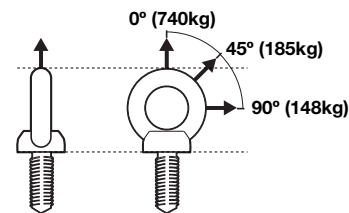
- Use only the supplied eye bolts.
- Use three or more eye bolts for suspended installations.
- Use the optional array frame if you intend to suspend a speaker from another suspended speaker.
- Install the eye bolts to multiple surfaces of the speaker, not just one surface.

■ Eye bolt strength

Keep in mind that the strength of the eye bolt differs depending on the suspension angle of the speaker. Make sure that the load for each eye bolt is less than 740 kg when suspending at an angle of 0 degrees, and less than 185 kg at an angle of 45 degrees.

⚠ CAUTION

When using the eye bolts, make sure that the suspension angle is within the range of 0 to 45 degrees, as shown below.



⚠ CAUTION

Do not suspend the eye bolts as shown in the diagram below.



Specifications

System Type	High power 2 x 15" subwoofer		High power 1 x 18" subwoofer	High power 2 x 18" subwoofer	
Model	IS1215(W)		IS1118(W)	IS1218(W)	
Specifications/Drive Mode	Parallel	Discrete	—	Parallel	Discrete
Frequency Range (-10dB) (4 π) ^{*1}	40 Hz – 2.5k Hz		33 Hz – 3k Hz	33 Hz – 3k Hz	
Frequency Range (\pm 3dB) (4 π) ^{*1}	50 Hz – 2k Hz		40 Hz – 2.5k Hz	40 Hz – 2.3k Hz	
Nominal Coverage (H x V, -6dB)	n/a		n/a	n/a	
Power Rating	1400 W (AES)	2 x 700 W (AES)	700 W (AES)	1400 W (AES)	2 x 700 W (AES)
Nominal Impedance	4 ohms	2 x 8 ohms	8 ohms	4 ohms	2 x 8 ohms
Sensitivity (1W@1m)	97dB SPL	100dB SPL	96dB SPL	102dB SPL	102dB SPL
Calculated Peak SPL	134dB SPL	134dB SPL	130dB SPL	136dB SPL	136dB SPL
Calculated Continuous SPL	128dB SPL	128dB SPL	124dB SPL	130dB SPL	130dB SPL
Components					
LF	2 x 15" (38cm) Woofer, 4" (100mm) Voice Coil		18" (46cm) Woofer, 4" (100mm) Voice Coil	2 x 18" (46cm) Woofer, 4" (100mm) Voice Coil	
HF	n/a		n/a	n/a	
Enclosure					
Dimensions (W x H x D)	448 x 883 x 610 mm (17.6 x 34.8 x 24.0 in)		610 x 591 x 709 mm (24.0 x 23.3 x 27.9 in)	610 x 1,006 x 709 mm (24.0 x 39.6 x 27.9 in)	
Weight	63 kg (139 lbs)		44 kg (97 lbs)	76 kg (168 lbs)	
Shape	Rectangular		Rectangular	Rectangular	
Material	3/4 inch (19mm), 13-ply Finnish Birch (Baffle and Inner Wall) 5/8 inch (16mm), 11-ply Finnish Birch		3/4 inch (19mm), 13-ply Finnish Birch (Baffle) 5/8 inch (16mm), 11-ply Finnish Birch	3/4 inch (19mm), 13-ply Finnish Birch (Baffle and Inner Wall) 5/8 inch (16mm), 11-ply Finnish Birch	
Finish	Textured Black (Textured White)		Textured Black (Textured White)	Textured Black (Textured White)	
Grill	16 gauge powder coated perforated steel grilles, backed with acoustically transparent reticulated foam		16 gauge powder coated perforated steel grilles, backed with acoustically transparent reticulated foam	16 gauge powder coated perforated steel grilles, backed with acoustically transparent reticulated foam	
Connectors	1 x Neutrik NL4 and barrier strip, wired in parallel		1 x Neutrik NL4 and barrier strip, wired in parallel	1 x Neutrik NL4 and barrier strip, wired in parallel	
Flying Hardware	12 x M10 for shoulder eyebolts		12 x M10 for shoulder eyebolts	12 x M10 for shoulder eyebolts	
Pole Mounts	n/a		n/a	n/a	
Handle	Four		Two	Four	
Optional Accessory					
U-bracket	n/a		n/a	n/a	
Array Frame	n/a		HAF3-S18(W)	HAF3-S18(W)	
3rd party accessory					
OmniMount (US)	n/a		n/a	n/a	
Multimount (US, Allen Products)	n/a		n/a	n/a	
Powerdrive (UK)	n/a		n/a	n/a	
OHASHI (Japan)	n/a		n/a	n/a	

* 1: With recommended YAMAHA DSP configuration.

* Specifications and descriptions in this owner's manual are for information purposes only. Yamaha Corp. reserves the right to change or modify products or specifications at any time without prior notice. Since specifications, equipment or options may not be the same in every locale, please check with your Yamaha dealer.

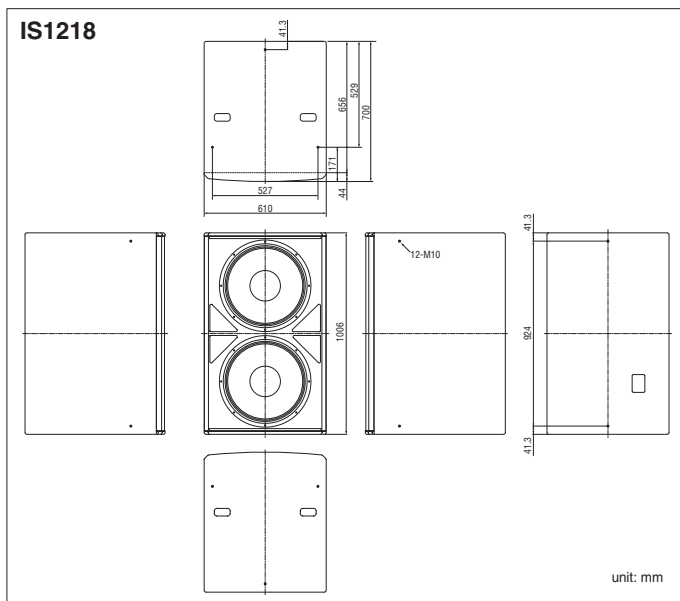
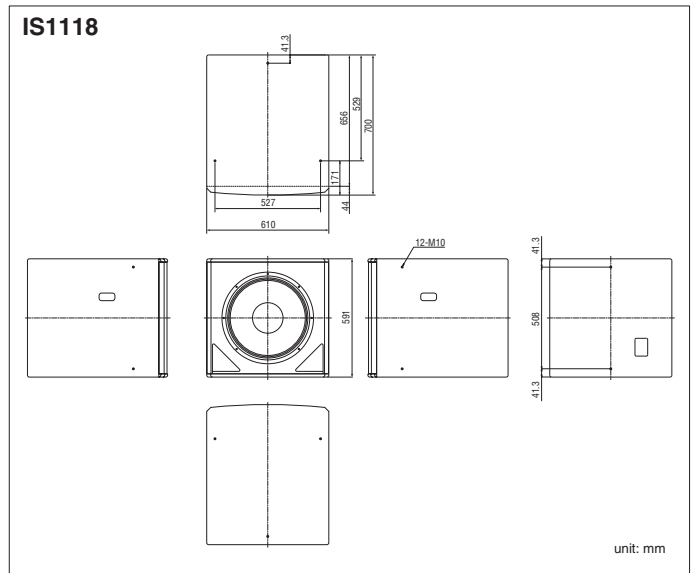
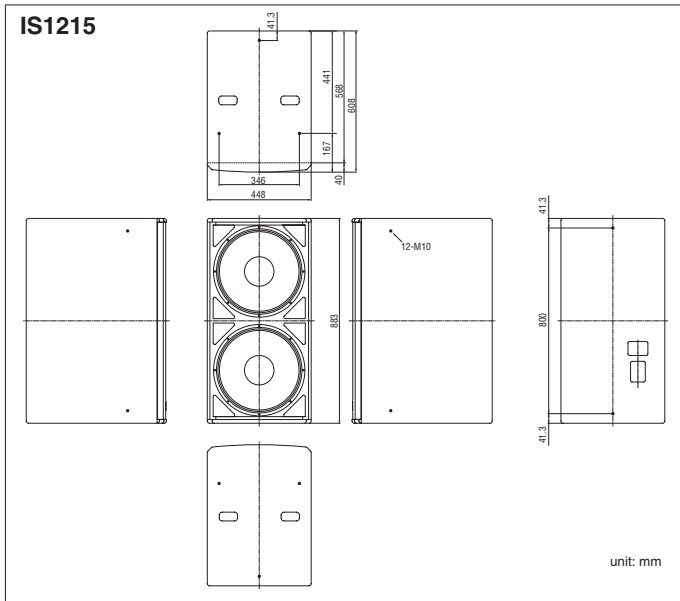
* Die technischen Daten und Beschreibungen in dieser Bedienungsanleitung dienen nur der Information. Yamaha Corp. behält sich das Recht vor, Produkte oder deren technische Daten jederzeit ohne vorherige Ankündigung zu verändern oder zu modifizieren. Da die technischen Daten, das Gerät selbst oder Sonderzubehör nicht in jedem Land gleich sind, setzen Sie sich im Zweifel bitte mit Ihrem Yamaha-Händler in Verbindung.

* Les caractéristiques techniques et les descriptions du mode d'emploi ne sont données que pour information. Yamaha Corp. se réserve le droit de changer ou modifier les produits et leurs caractéristiques techniques à tout moment sans aucun avis. Du fait que les caractéristiques techniques, les équipements et les options peuvent différer d'un pays à l'autre, adressez-vous au distributeur Yamaha le plus proche.

* Las especificaciones y descripciones de este manual del propietario tienen sólo el propósito de servir como información. Yamaha Corp. se reserva el derecho a efectuar cambios o modificaciones en los productos o especificaciones en cualquier momento sin previo aviso. Puesto que las especificaciones, equipos u opciones pueden no ser las mismas en todos los mercados, solicite información a su distribuidor Yamaha.

*仕様および外観は改良のため予告なく変更することがあります。

Dimensions



For details of products, please contact your nearest Yamaha representative or the authorized distributor listed below.

Pour plus de détails sur les produits, veuillez-vous adresser à Yamaha ou au distributeur le plus proche de vous figurant dans la liste suivante.

Die Einzelheiten zu Produkten sind bei Ihrer unten aufgeführten Niederlassung und bei Yamaha Vertragshändlern in den jeweiligen Bestimmungsländern erhältlich.

Para detalles sobre productos, contacte su tienda Yamaha más cercana o el distribuidor autorizado que se lista debajo.

NORTH AMERICA

CANADA

Yamaha Canada Music Ltd.
135 Milner Avenue, Toronto, Ontario,
M1S 3R1, Canada
Tel: 416-298-1311

U.S.A.

Yamaha Corporation of America
6600 Orangethorpe Avenue, Buena Park, CA 90620,
U.S.A.
Tel: 714-522-9011

CENTRAL & SOUTH AMERICA

MEXICO

Yamaha de México, S.A. de C.V.
Av. Insurgentes Sur 1647 Piso 9, Col. San José
Insurgentes, Delegación Benito Juárez, México, D.F.,
C.P. 03900
Tel: 55-5804-0600

BRAZIL

Yamaha Musical do Brasil Ltda.
Rua Joaquim Floriano, 913 - 4º andar, Itaim Bibi, CEP
04534-013 São Paulo, SP. BRAZIL
Tel: 011-3704-1377

ARGENTINA

**Yamaha Music Latin America, S.A.,
Sucursal Argentina**
Olga Cossetini 1553, Piso 4 Norte,
Madero Este-C1107CEK
Buenos Aires, Argentina
Tel: 011-4119-7000

VENEZUELA

**Yamaha Music Latin America, S.A.,
Sucursal Venezuela**
C.C. Manzanares Plaza P4
Ofic. 0401- Manzanares-Baruta
Caracas Venezuela
Tel: 58-212-943-1877

PANAMA AND OTHER LATIN AMERICAN COUNTRIES/ CARIBBEAN COUNTRIES

Yamaha Music Latin America, S.A.
Torre Banco General, Piso No.7, Marbella,
Calle 47 y Aquilino de la Guardia,
Ciudad de Panamá, República de Panamá
Tel: +507-269-5311

EUROPE

THE UNITED KINGDOM/IRELAND

Yamaha Music Europe GmbH (UK)
Sherbourne Drive, Tilbrook, Milton Keynes,
MK7 8BL, U.K.
Tel: 01908-366700

GERMANY

Yamaha Music Europe GmbH
Siemensstraße 22-34, 25462 Rellingen, Germany
Tel: 04101-3030

SWITZERLAND/LIECHTENSTEIN

**Yamaha Music Europe GmbH
Branch Switzerland in Zürich**
Seefeldstrasse 94, 8008 Zürich, Switzerland
Tel: 044-387-8080

AUSTRIA/BULGARIA

Yamaha Music Europe GmbH Branch Austria
Schleiergasse 20, A-1100 Wien, Austria
Tel: 01-60203900

CZECH REPUBLIC/HUNGARY/ ROMANIA/SLOVAKIA/SLOVENIA

**Yamaha Music Europe GmbH
Branch Austria (Central Eastern Europe Office)**
Schleiergasse 20, A-1100 Wien, Austria
Tel: 01-60203900

POLAND/LITHUANIA/LATVIA/ESTONIA

**Yamaha Music Europe GmbH
Branch Poland Office**
ul. Wrotkowa 14 02-553 Warsaw, Poland
Tel: 022-500-2925

MALTA

Olimpus Music Ltd.
The Emporium, Level 3, St. Louis Street Msida
MSD06
Tel: 02133-2144

NETHERLANDS/BELGIUM/LUXEMBOURG

Yamaha Music Europe Branch Benelux
Clarissenhof 5-b, 4133 AB Vianen, Netherlands
Tel: 0347-358 040

FRANCE

Yamaha Music Europe
7 rue Ambroise Croizat, Zone d'activités Pariest,
77183 Croissy-Beaubourg, France
Tel: 01-64-61-4000

ITALY

Yamaha Music Europe GmbH, Branch Italy
Viale Italia 88, 20020 Lainate (Milano), Italy
Tel: 02-935-771

SPAIN/PORTUGAL

**Yamaha Music Europe GmbH Ibérica, Sucursal en
España**
Ctra. de la Coruna km. 17,200, 28231
Las Rozas (Madrid), Spain
Tel: +34-91-639-88-88

GREECE

Philippos Nakas S.A. The Music House
147 Skiathou Street, 112-55 Athens, Greece
Tel: 01-228 2160

SWEDEN/FINLAND/ICELAND

**Yamaha Music Europe GmbH Germany filial
Scandinavia**
J. A. Wettergrensgata 1, Box 30053
S-400 43 Göteborg, Sweden
Tel: +46 31 89 34 00

DENMARK

**Yamaha Music Europe GmbH, Tyskland – filial
Denmark**
Generatorvej 6A, DK-2730 Herlev, Denmark
Tel: 44 92 49 00

NORWAY

**Yamaha Music Europe GmbH Germany -
Norwegian Branch**
Grini Næringspark 1, N-1361 Østerås, Norway
Tel: 67 16 78 00

RUSSIA

Yamaha Music (Russia) LLC.
Room 37, bld. 7, Kievskaya street, Moscow,
121059, Russia
Tel: 495 626 5005

OTHER EUROPEAN COUNTRIES

Yamaha Music Europe GmbH
Siemensstraße 22-34, 25462 Rellingen, Germany
Tel: +49-4101-3030

AFRICA

Yamaha Music Gulf FZE
Office JAFZA 16-512, P.O.Box 17328,
Jebel Ali - Dubai, UAE
Tel: +971-4-881-5868

MIDDLE EAST

TURKEY

**Yamaha Music Europe GmbH
Merkezi Almanya Türkiye İstanbul Şubesi**
Maslak Meydan Sokak No:5 Spring Giz Plaza
Bağimsız Böl. No:3, 34398 Şişli İstanbul
Tel: +90-212-999-8010

CYPRUS

Yamaha Music Europe GmbH
Siemensstraße 22-34, 25462 Rellingen, Germany
Tel: 04101-3030

OTHER COUNTRIES

Yamaha Music Gulf FZE
Office JAFZA 16-512, P.O.Box 17328,
Jebel Ali - Dubai, U.A.E
Tel: +971-4-881-5868

ASIA

THE PEOPLE'S REPUBLIC OF CHINA

Yamaha Music & Electronics (China) Co.,Ltd.
2F, Yunhedasha, 1818 Xinzha-lu, Jingan-qu,
Shanghai, China
Tel: 021-6247-2211

INDIA

Yamaha Music India Pvt. Ltd.
Spazedge building, Ground Floor, Tower A, Sector 47,
Gurgaon- Sohna Road, Gurgaon, Haryana, India
Tel: 0124-485-3300

INDONESIA

PT. Yamaha Musik Indonesia (Distributor)
Yamaha Music Center Bldg. Jalan Jend. Gatot Subroto
Kav. 4, Jakarta 12930, Indonesia
Tel: 021-520-2577

KOREA

Yamaha Music Korea Ltd.
8F, 9F, Dongsung Bldg. 158-9 Samsung-Dong,
Kangnam-Gu, Seoul, Korea
Tel: 02-3467-3300

MALAYSIA

Yamaha Music (Malaysia) Sdn., Bhd.
No.8, Jalan Perbandaran, Kelana Jaya, 47301
Petaling Jaya, Selangor, Malaysia
Tel: 03-78030900

SINGAPORE

Yamaha Music (Asia) Private Limited
Block 202 Hougang Street 21, #02-00,
Singapore 530202, Singapore
Tel: 65-6747-4374

TAIWAN

Yamaha Music & Electronics Taiwan Co.,Ltd.
3F, No.6, Section 2 Nan-Jing East Road, Taipei,
Taiwan R.O.C.
Tel: 02-2511-8688

THAILAND

Siam Music Yamaha Co., Ltd.
3, 4, 15 and 16th floor, Siam Motors Building,
891/1 Rama 1 Road, Wangmai,
Pathumwan, Bangkok 10330, Thailand
Tel: 02-215-2622

VIETNAM

Yamaha Music Vietnam Company Limited
15th Floor, Nam A Bank Tower, 201-203 Cach Mang
Thang Tam St., Ward 4, Dist.3,
Ho Chi Minh City, Vietnam
Tel: +84-8-3818-1122

OTHER ASIAN COUNTRIES

**Yamaha Corporation
Sales & Marketing Division**
Nakazawa-cho 10-1, Naka-ku, Hamamatsu,
Japan 430-8650
Tel: +81-53-460-2312

OCEANIA

AUSTRALIA

Yamaha Music Australia Pty. Ltd.
Level 1, 99 Queensbridge Street, Southbank,
Victoria 3006, Australia
Tel: 3-9693-5111

COUNTRIES AND TRUST

TERRITORIES IN PACIFIC OCEAN
**Yamaha Corporation
Sales & Marketing Division**
Nakazawa-cho 10-1, Naka-ku, Hamamatsu,
Japan 430-8650
Tel: +81-53-460-2312

HEAD OFFICE

Yamaha Corporation, Audio Products Sales and Marketing Division
Nakazawa-cho 10-1, Naka-ku, Hamamatsu, Japan 430-8650

Yamaha Pro Audio global web site
<http://www.yamahaproaudio.com/>
Yamaha Manual Library
<http://www.yamaha.co.jp/manual/>